



Westerville Quilt Guild

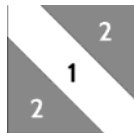
NEWS

Volume 11, No 10 — October 2015

October 27th is Navy Day! Picked because it is the birth date of President Teddy Roosevelt who was an avid supporter of the US Navy!

October 27, 2015 Susan Edwards, President-of-the-Month Indian Hatchet Block

Indian Hatchet block - Warlike and treacherous as the name may sound, I guarantee this to be one of the most peacefully simple little blocks to put together of all the old-time blocks. Many a little girl learned to sew on Indian Hatchet blocks.



About 18 months ago, I started noticing a block that was a square with triangles in two of the opposite corners in at least one quilt in every quilting magazine I picked up. I continued to see them for 14 months. Sometimes the quilts were made with just this block, and sometimes, it was combined with other blocks to make a fun pattern.

I didn't know the name of the pattern, but I started thinking about doing this program. When I told Vicki Melvin, she went home and googled "quilt block - square with triangles in two opposite corners." She was as intrigued as I was when "Indian Hatchet block" came up and she started looking at the samples.

The Indian Hatchet block is an easy block to make with only 3 pieces and no seams to match. The oldest picture I found of a quilt that used this block was a signature quilt made in 1828. Before sewing machines, young ladies learned to sew making this block. Their mothers or older sisters would cut out the pieces and the younger girls would sew the blocks together. The older sisters would sew 4 blocks together and then mother would sew the 4-block units together to make the quilt top. No one knows when the block got its name, but it's easy to see why it's called Indian Hatchet if you look at a 4-block unit.



With the invention of the rotary cutter, the Indian Hatchet block changed a little. The same patterns were made, but the triangles were smaller and many more patterns were designed using this block. It's a great pattern for a scrappy quilt! I will be showing the patterns that caught my interest. I have made more than a dozen quilt tops and Vicki made a couple, too. I hope you see one that you would like to make. If you have already made a quilt with this block in it, please bring it to show.



SOCIAL TIME - Meet and Greet - Arrive Early When You Can...

Start gathering around 6:30. Greet friends & MEET new members. **Members:** This month make sure you find someone you would like to know better, a new member or guest, and introduce yourself. **New Members/Guests:** If you are a new member/guest, approach someone you don't know and introduce yourself. Learn a little about the other person and share a bit about yourself! We are a friendly bunch!

We meet on the 4th Tuesday of each month, 6:30 pm Social Time, 7:00 p.m. Meeting, at The Westerville American Legion Hall, 393 East College Avenue, Westerville, OH 43081, Web Site: <http://www.WestervilleQuiltGuild.com>, E-mail: info@westervillequiltguild.com



Tickets for the "Dutch Treat" Raffle Basket will be on sale at the beginning of the meeting and during the meeting. The basket will contain fabrics, patterns, and other assorted Dutch treats. The drawing will be at the end of the meeting. Tickets are \$1 or 6 for \$5.

2015 Program Sneak Peek



Color Our World in 2016!

Color Our World is the theme for our opportunity baskets for 2016. Each month we will build a basket around a different color. We are looking for scraps, notions, or other fun items to include.

Scraps don't need to be large. We will be running scraps through the AccuQuilt! so anything 2" x 2" can be turned into a shape. (Something in the 6-7" square range gives us more options.) We're hoping to get more variety than our stash offers so our winners have the makings for sensational scrap quilts.

A donation box will be available at the meetings to collect goodies.

2016 WQG BASKETS - COLOR MY WORLD

JAN	Black & White
FEB	Red
MAR	Green
APR	Purple
MAY	Turquoise
JUN	Yellow
JUL	Blue
AUG	Orange
SEP	Brown
OCT	Pink
DEC	Gold/metallic

December 1

Pat Beeman, Jayne Godsey, DeeAnn Haworth, & Vicki Melvin, Presidents-of-the-Month

The December 1 meeting will start early at 6:30 PM and include a display of holiday/winter quilts and Fun with Fabric Committee's stocking challenge submissions.

WQG members with birthdays from July to December will provide appetizers or desserts (serving 6 to 8). If your birthday is from January to June, bring boxed cereal (cold or hot) and canned fruit donations to donate to WARM's food pantry.

No meeting in November!

Fat Quarter Raffle!




This month's theme is *What Was I Thinking!* Bring your fat quarter(s) in order to participate!

WARM Food Pantry Donations at Holiday Meeting

Westerville Area Resource Ministry

Services and programs by Westerville Area Resource Ministry (www.warmwesterville.org) are dedicated to providing dignity and hope while restoring self-sufficiency. Addressing the growing concerns of poverty and hunger, the non-profit has existed in Westerville for 43 years. At WQG's holiday meeting, by collecting boxed cereal (cold or hot) and canned fruit donations, we will assist WARM's December food pantry drive. All WQG members are encouraged to bring donations to help feed hungry families in the Westerville area.



Westerville Quilt Guild Sunshine Committee

If you know of a member who is sick, has had surgery, or has had a death in the family, please contact

Christina Sidebottom who will send a card.
E-mail: o-side@att.net, telephone: 614-895-9820 (home) / 614-208-2857 (cell).



Fun With Fabric

1. Remember your Fun with Fabric Yoyo Challenge is due at the October meeting. Bring it to the tables at the back of the hall before the meeting starts.
2. If you want to participate in the Secret Santa exchange please bring two fat quarters in a brown paper bag to the October meeting. Bring it to the tables at the back of the hall before the meeting starts.
3. Tickets for the 10th Anniversary Quilt Blocks will be on sale at the October meeting. They are \$3 each or 10 for \$25.


2016 Membership Dues

At the October meeting, the Westerville Quilt Guild will begin collecting membership dues for 2016. For eleven meetings, the annual membership fee is \$20.00.




Surplus Red Organza Drawstring Bags - \$1.25 for 10

The Holiday Team has 40 extra 5" X 7" red organza drawstring bags. If you are interested in purchasing the surplus for Christmas, Valentine's Day, or even Buckeye game day favor bags, contact vickimelvin@netzero.com. At our favorite big box craft store, 4" X 6" organza bags typically go for \$4.99 and have only 8 in a package. What a deal for our large red favor bags!!



Scrappy Share a Square = Win a Bunch Block Raffles

For the upcoming year, the 2016 Fun with Fabric Committee has adopted the "share a square" idea from the 2015 program survey. We all have scraps! So, you will be able to use some of them up in the scrappy quilt block raffles. At the October WQG meeting, details will be provided for the raffles and a timeline shared for the January heart block raffle (just in time for Valentine's Day!).



No Measure Bargello January and February Workshops

In response to both the 2014 and 2015 program surveys, two winter workshop options have been organized for the very popular No Measure Bargello quilt pattern. Check out the Cozy Quilt website (www.cozyquilt.com) for pattern information and to view a YouTube video.

At the October meeting, registrations will be taken for the day workshop option on January 12, 10 AM to 4 PM OR the evening workshop option (2 evenings) on February 9 & 16, 6 to 9 PM. The cost is \$23.00 plus \$10.25 for the pattern (unless you already have it).

Red Rooster in Dublin will provide the location and the instructor. A limited number of workshop seats will be available plus the patterns must be ordered to arrive by our December 1 meeting, so please register early! For more information, contact vickimelvin@netzero.com.



Wanted! Holiday/Winter Theme Quilts

At the December 1 holiday meeting, a display of Westerville Quilt Guild member made holiday/winter theme quilts (10-12) is planned. To display your snow/winter, Christmas, Hanukkah, Kwanzaa, or winter sports quilt, please complete the short form available at the September meeting. The quilts displayed may be brand new or older; big or small. Questions? Contact Vicki L. Melvin at 614-353-8471 or vickimelvin@netzero.com.



2016 Program Status and Volunteers Needed

Many committees and leadership positions are now complete for 2016. But, there is still work to do and more volunteers are needed!

At the October meeting, sign-ups will be available for the February and December 2016 meetings still needing President of the Month volunteers.

There are also open committee opportunities. See Melissa Grawe to volunteer.

2016 Meeting Dates and Topics	President of the Month	2016 Meeting Dates and Topics	President of the Month
January 26, 2016 Wool Quilting/Applique	Sue Meek & Lisa Smith	July 26, 2016 Fabric Bowls	Annette Beachy & Amy Komula
February 23, 2016	Open	August 23, 2016 Aminah Robinson, Artist	Christina Sidebottom
March 22, 2016 Quilt Shows & Judging	Becky Stains & Vicki Melvin	September 27, 2016 Scrap Quilting Carrousel	Vicki Melvin & Barbara Vance
April 26, 2016 Lunn Fabric Designers	Daleen Dotson & JoAnne Guthrie-Hurst	October 25, 2016 Fall/Halloween Fun and Games	Joan Lally & Marilyn Murray
May 24, 2016 FAQQ (Frequently Asked Quilting Questions)	Ruthie Hoover	December 6, 2016 DATE TO BE FINALIZED Holiday Meeting	Open
June 28, 2016 NEW DATE Picnic Meeting	Cindy Walton, Marilyn Murray, & Ginny Littleton		

Charm Squares

Squares are 6 x 6 of quilt shop quality fabric.

October — *Black Cats and Scary Bats!*
Leaves, Pumpkins, Turkeys, Oranges, Browns and Reds.

December— *Days are getting shorter*
Metallic Prints/ Glittery/Shiny.



Mr. Frog Wants to Remind You:
Wear Your Name Tags or Pay the Penalty!

Newsletter Information

Newsletter submissions should be sent as an attachment or typed in the body of an email to the following email address: Newsletter@westervillequiltguild.com. The "publication" date for the Newsletter will be the 3rd Tuesday of the month. All items submitted to the Newsletter need to be in by the 2nd Tuesday of the month. If you know of a member that does not have access to email, please give them a copy of the newsletter.